



342 N. Co. Rd. 400 East
Valparaiso, IN 46383
219-464-8818 • Fax 219-462-7985
www.heatwagon.com

Installation and Maintenance Manual

Please retain this manual for future reference.

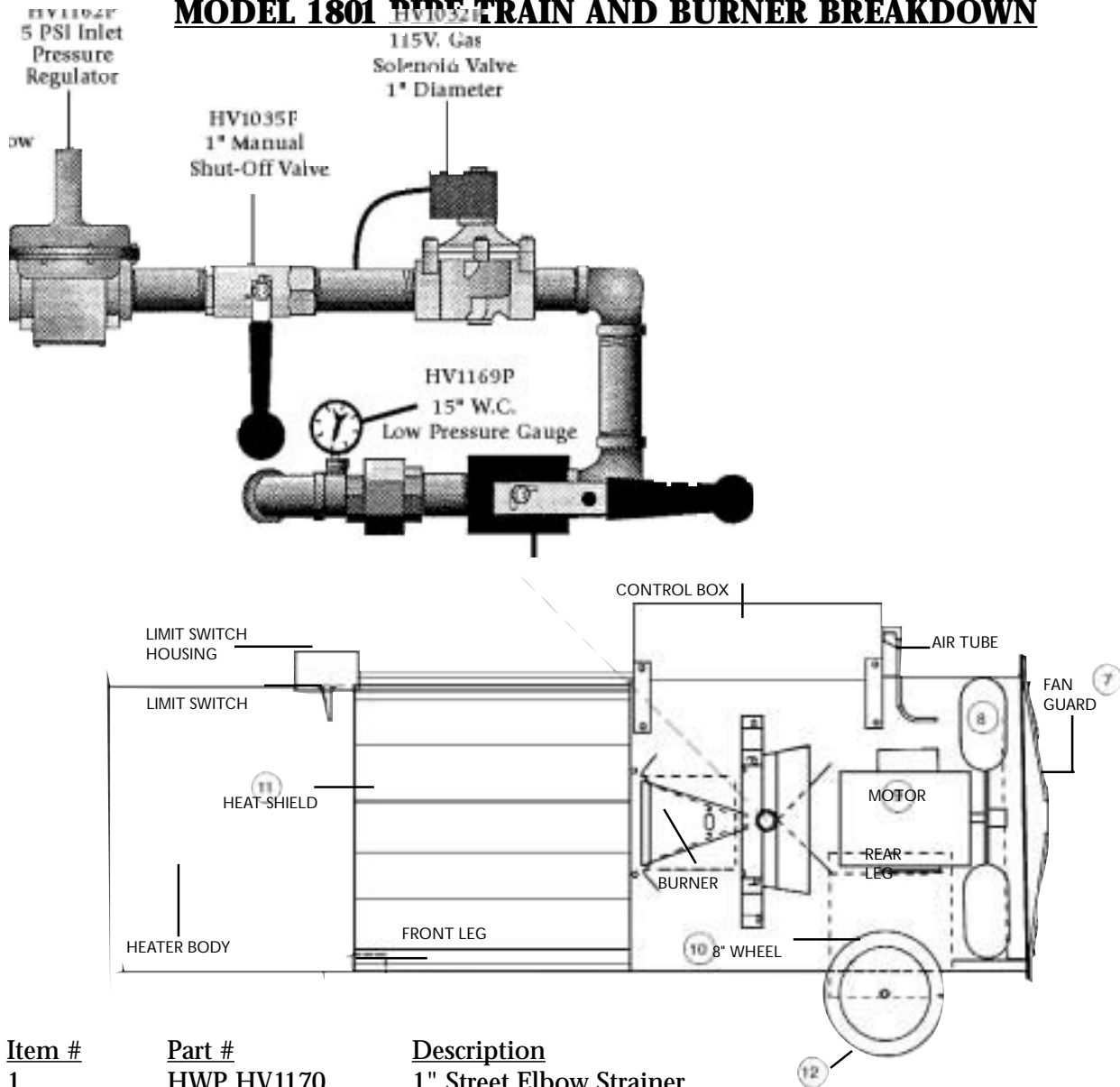
1801

*Construction
Heater*



For your safety: Do not use this heater in a space where gasoline or other liquids having flammable vapors are stored.

MODEL 1801 PIPE TRAIN AND BURNER BREAKDOWN

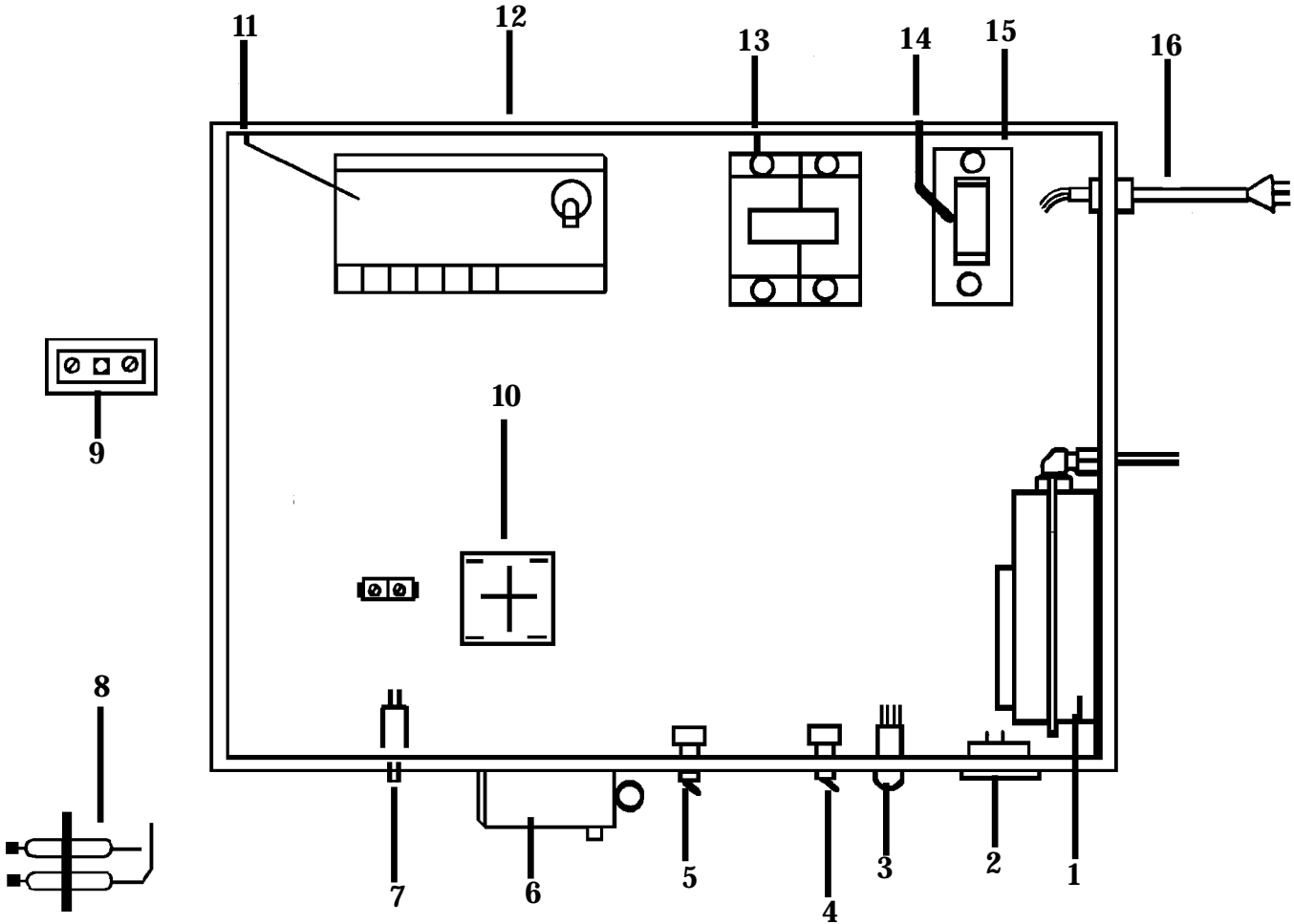


<u>Item #</u>	<u>Part #</u>	<u>Description</u>
1	HWP HV1170	1" Street Elbow Strainer
2	HWP HV1162	5 PSI Inlet Pressure Regulator
3	HWP HV1035	1" Manual Shut-Off Valve
4	HWP HV1032	115 V. Gas Solenoid Valve 1" Dia.
5	HWP HV1169	15" W.C. Low Pressure Gauge
6	HWP HV1160	1" Locking Gas Selector Valve
7	HWP HG1167	Fan Guard
8	HWP HP1161	Fan Blade 18" Diameter
9	HWP HM1166	1 HP TEAO Motor
10	HWP HB1171	Burner Assembly - 1801
11	HWP HB1177	Heat Shield
12	HWP HW1164	Wheel : 8" Dia. x 1.75 x 1/2" Hub

Not Shown

DEC DK1801	Decal Kit for Model 1801
HWP HV1032C	Coil Cover
HWP HV1032RK	Rebuild Kit for HV1032
HWP HW1164B	Axle

MODEL 1801 CONTROLS BREAKDOWN



<u>Item #</u>	<u>Part #</u>	<u>Description</u>
1	HWP HC1010	Airflow Switch
2	SFP 5989	Supply Voltage Meter (0 - 150)
3	SFP 2505	Indicator Light
4	HWP HC1011	Fan On/Off Switch
5	HWP HC1011	Burner On/Off Switch
6	SFP 2453	Thermostat (35-95°)
7	HWP HC1019B	3 amp. Circuit Breaker
8	HWP HC1004B	Electrode Assembly
9	HWP HC1163	High Limit Switch
10	SFP 5988	Fan Delay Timer
11	HWP HC1001C	Ignition Control Board w/ Time Delay
12	HWP HC1069A	Control Box w/ Cover
13	SFP 2436	Motor Contactor
14	HWP HC1115	20 AMP. Fuse (SC - 20)
15	HWP HC1122	Fuse Block
16	HWP HC1020	Power Cord

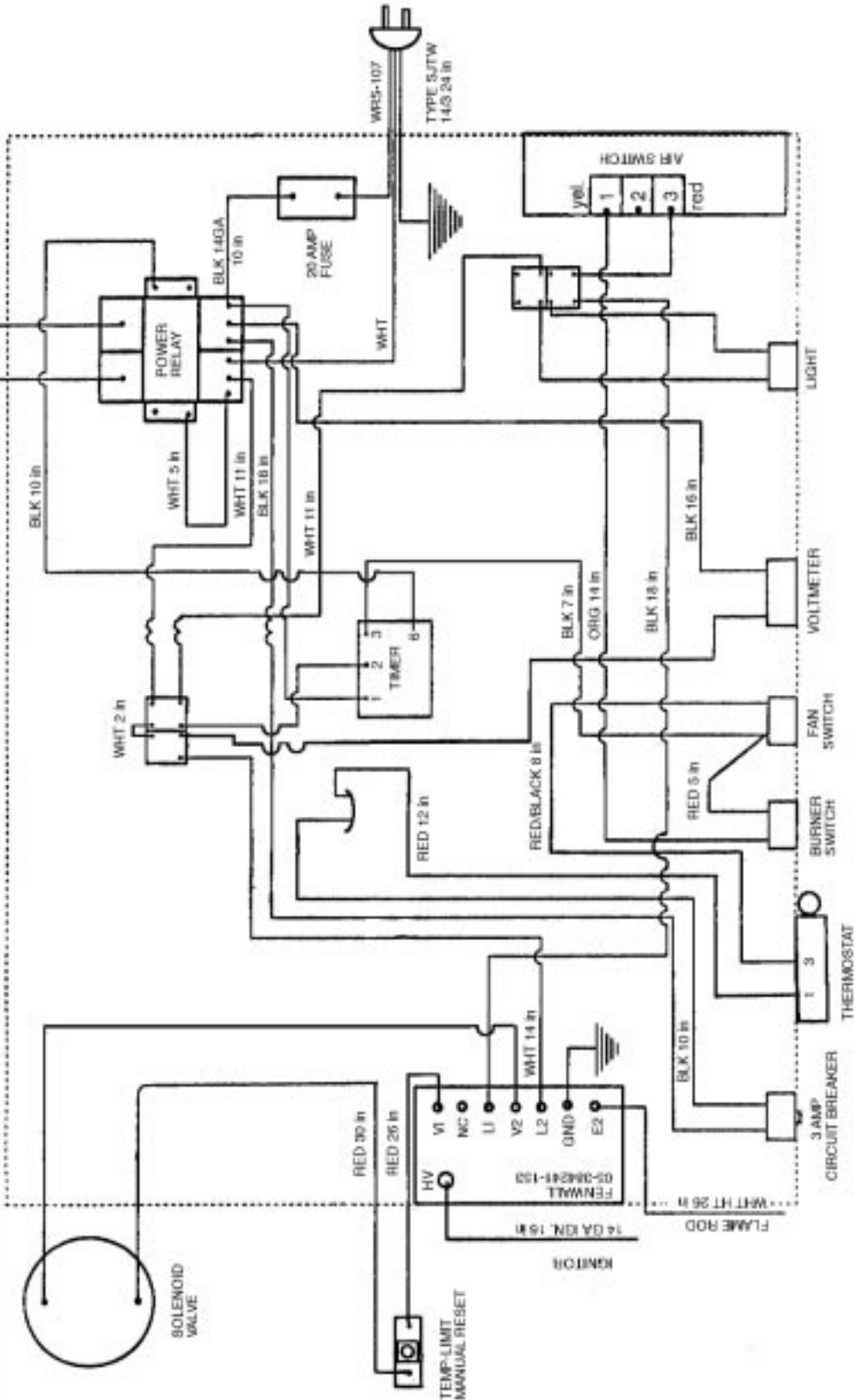
Not Shown

HWP 1069B

Control Box Lid

MODEL 1801 WIRING DIAGRAM

HEAT WAGON INC.		SEQUENCE	MACHINE	REVISED
PART NO.	1801	X	X	
SCALE	1/2	DATE	BY	
OLD DRAWING NO.		DATE		
DRAWN BY	LJV oo DAF			
NAME		WIRING DIAGRAM		
MATERIAL		AS SHOWN		



MODEL 1801 WIRING DIAGRAM

