




342 N. Co. Rd. 400 East  
Valparaiso, IN 46383  
219-464-8818 • Fax 219-462-7985  
[www.heatwagon.com](http://www.heatwagon.com)

## Installation and Maintenance Manual

Please retain this manual for future reference.

# 3050

*Construction  
Heater*

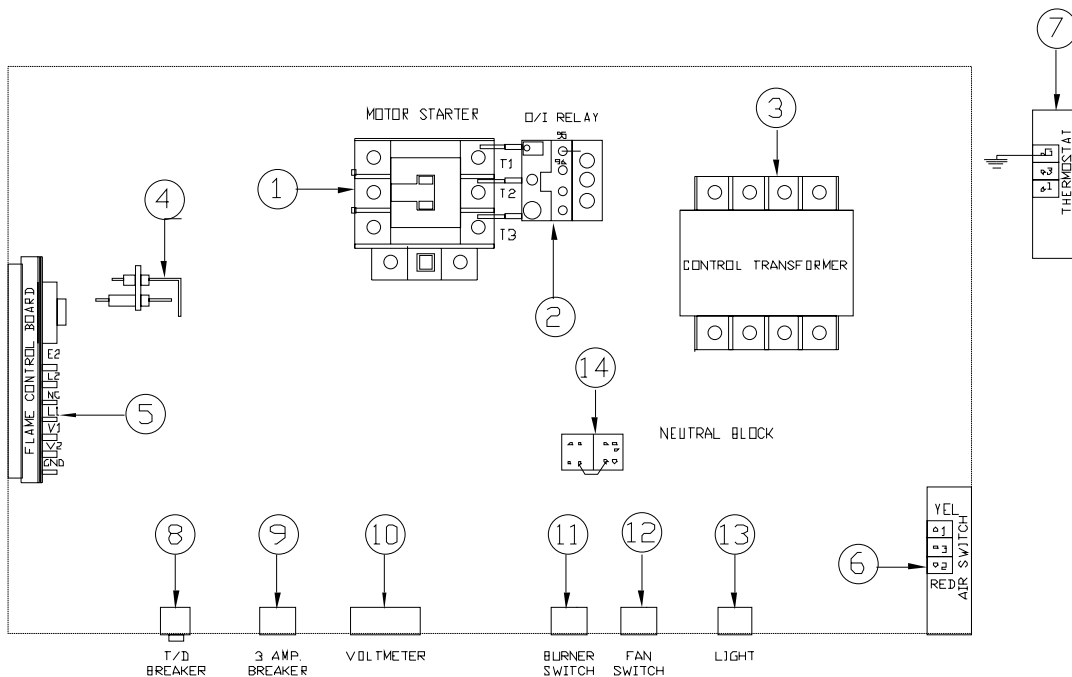
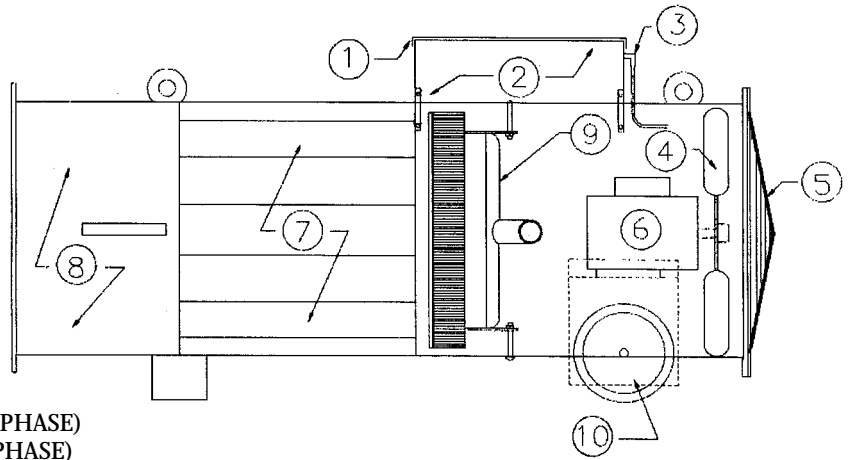


*For your safety: Do not use this heater in a space where gasoline or other liquids having flammable vapors are stored.*

# Model 3050 Series

ITEM	PART#	DESCRIPTION
1	HC1069B	LID/CONTROL BOX
2	HC1069A	CONTROL BOX WITH LID
3	N/S	COPPER TUB/AIR SWITCH
4	HP1049B	FAN BLADE
5	HG1050B	FAN GUARD
6	SM6162	MOTOR 1 PH
	FM308	MOTOR 3 PH
7	N/S	HEAT SHIELD
8	HB3050	BODY
9	HB1021B	BURNER
10	HW1065	WHEEL 12" x 3" x 5/8" HUB
*	HD1055	FUSED DISCONNECT (SINGLE PHASE)
*	HD1057	FUSED DISCONNECT (THREE PHASE)
*	HD1040	VAPORIZER RING

\* Parts not shown on breakdown

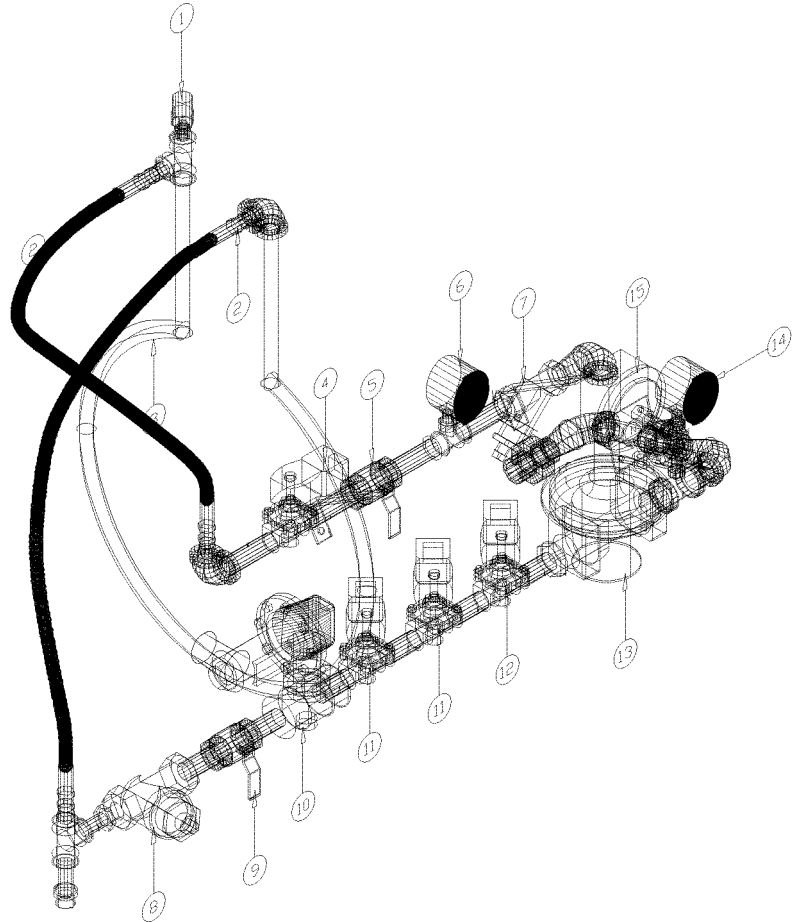


# Model 2730/3050 Series

ITEM	PART#	DESCRIPTION
1	HS1044	MOTOR RELAY (3-PHASE)
2	HS1048	OVERLOAD RELAY
3	HC1017	CONTROL TRANSFORMER
4	HC1004B	IGNITER
5	HC1001C	D.S.I. CONTROL BOARD
6	HC1010	AIR FLOW SWITCH
7	SFP2453	HI-LO THERMOSTAT
8	HC1072	TIME DELAY BREAKER
9	HC1019B	3 AMP BREAKER
10	SC5989	VOLT METER (150 VOLT)
11	HC1011	BURNER SWITCH
12	HC1011	FAN SWITCH
*	HC1012	FAN SWITCH (2730A/4200 PRIOR 1992)
13	SFP2505	LIGHT
14	099125-03	NEUTRAL BLOCK
15	HC1077	DELAY BREAK TIMER

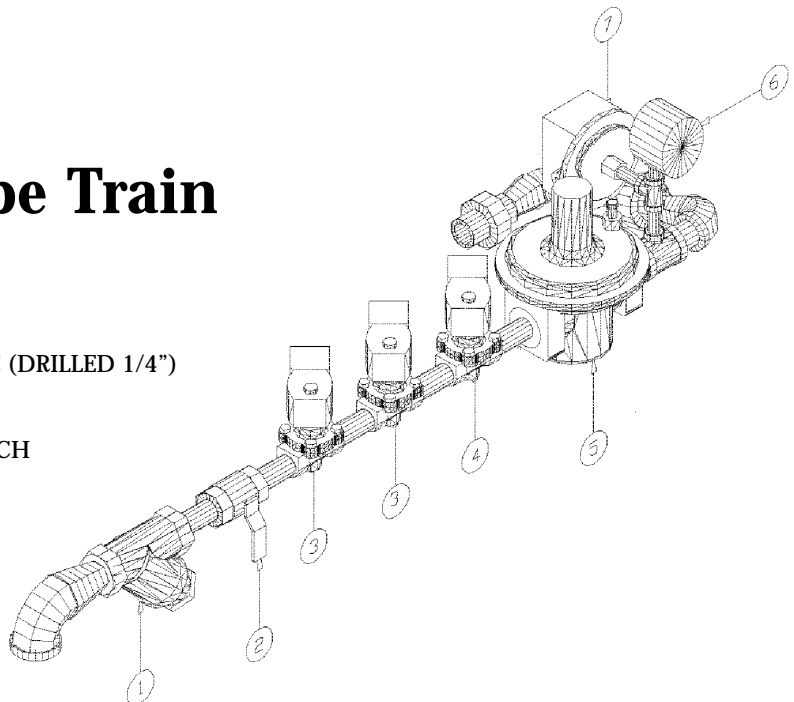
# 3050 Liquid Pipe Train (with HI-LO Valve Installed)

Item#	Part#	Description
1	HV1039	SAFETY RELIEF VALVE
2	HV1042B	HOSE ASSEMBLY
3	HV1040B	VAPORIZER RING
4	HV1037	1/2" SOLENOID VALVE L.P.
5	HV1023	1/2" SHUT-OFF VALVE
6	HV1054	200 LB. PRESSURE GAUGE LIQ.
7	HR1029	1/2" STRAINER
8	HV1129B	1" Y STRAINER
9	SV40SV05	3/4" BALL VALVE
10	HV20SV02B	REGULATOR
11	SV40SV03	3/4" SOLENOID VALVE
12	HV1076	3/4" HI-LO SOLENOID VALVE (DRILLED 1/4")
13	HR1082	REGULATOR 3/16"
14	HV1169	15" W.C. GAUGE
15	11SV25	GAS PRESSURE LIMIT SWITCH

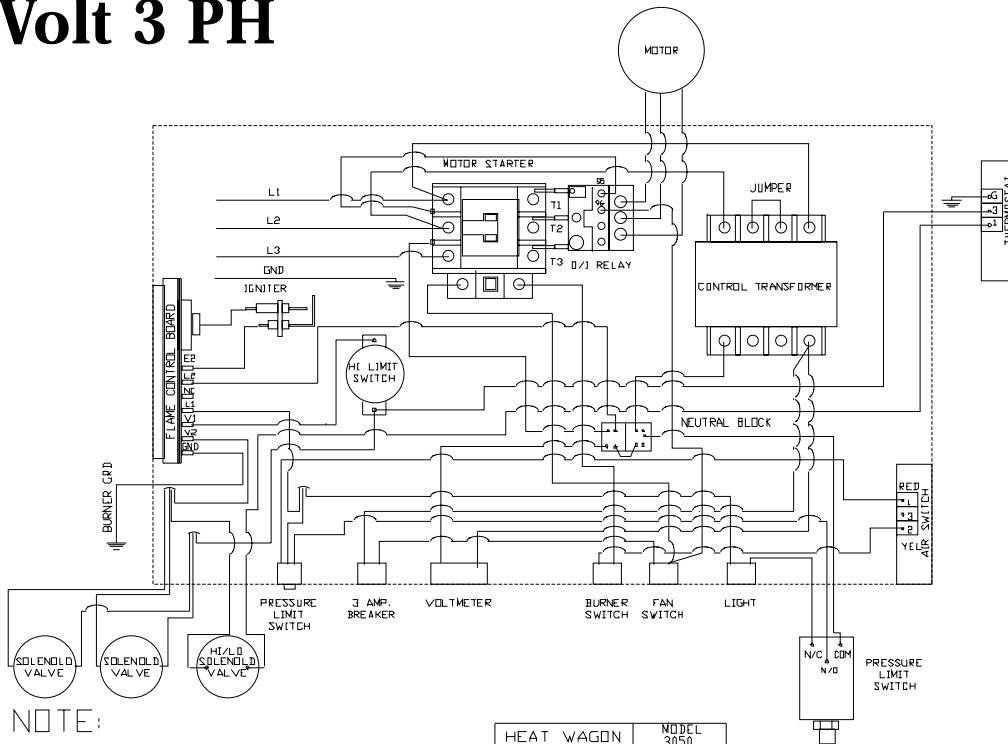


# 3050 Natural Gas Pipe Train

Item#	Part#	Description
1	HV1129B	1" Y STRAINER
2	HV1035	1" BALL VALVE
3	HV1032	1" SOLENOID VALVE
4	HV1032HL	1" HI-LO SOLENOID VALVE (DRILLED 1/4")
5	HV20SV02B	REGULATOR
6	HV1169	15" W.C. GAUGE
7	11SV25	GAS PRESSURE LIMIT SWITCH



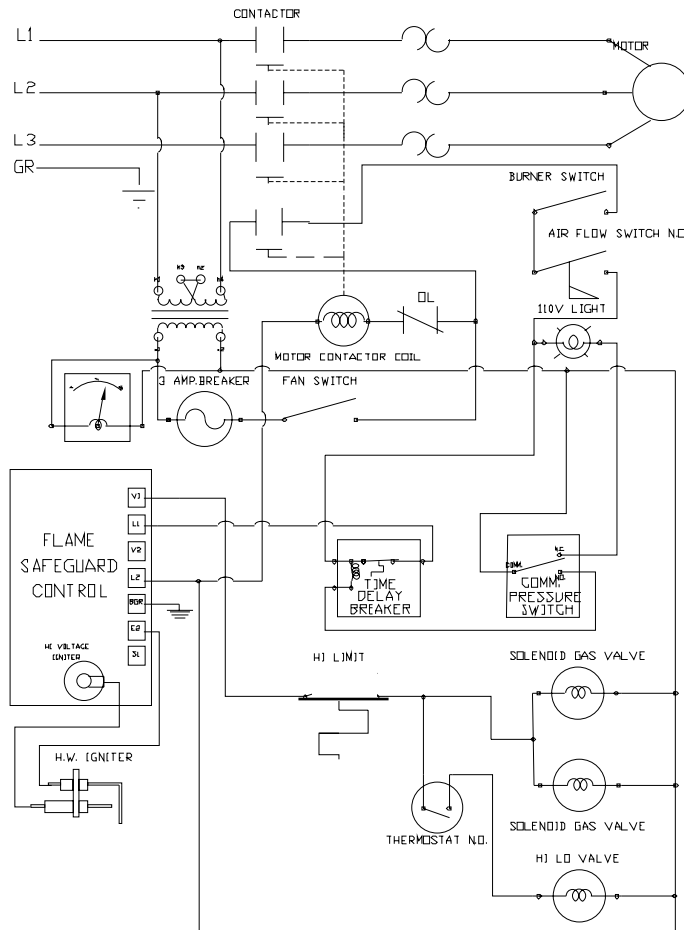
# 480 Volt 3 PH



**NOTE:**

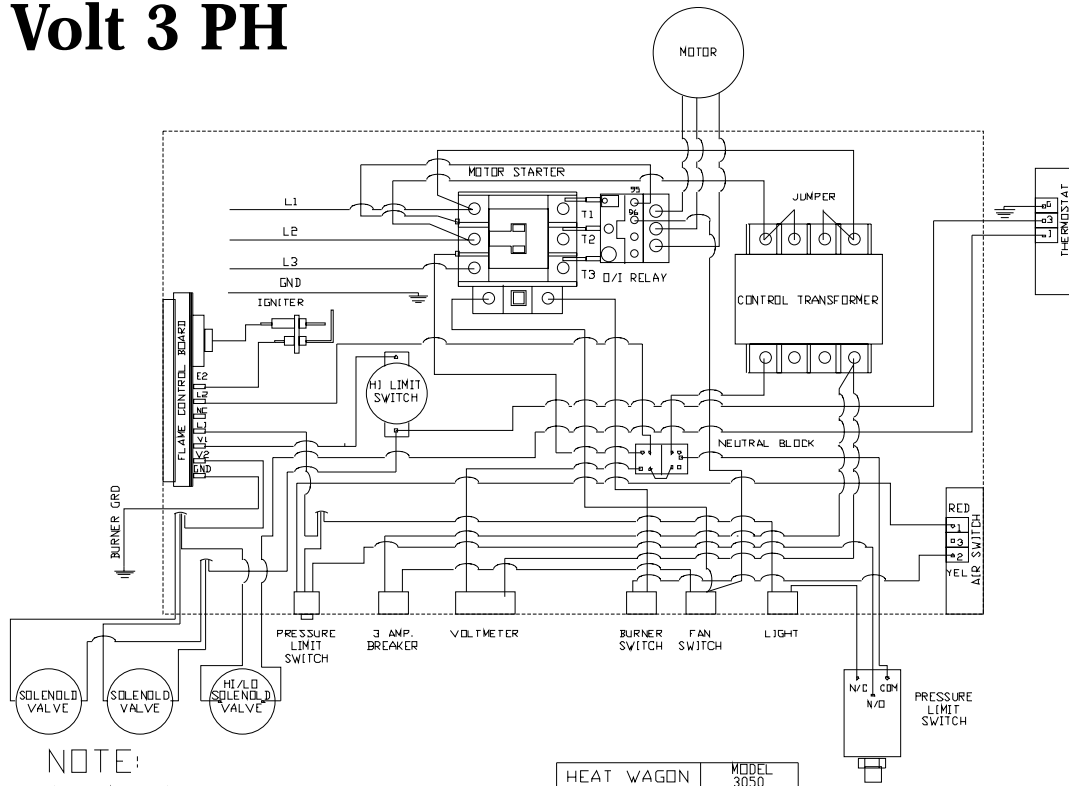
ALL 16 GA. STR. IEW 600V,  
UNLESS OTHERWISE SPECIFIED

HEAT WAGON	MODEL 3050
DATE OF DRAWING 1998	FROM TO
3050CWD	92 CURR.



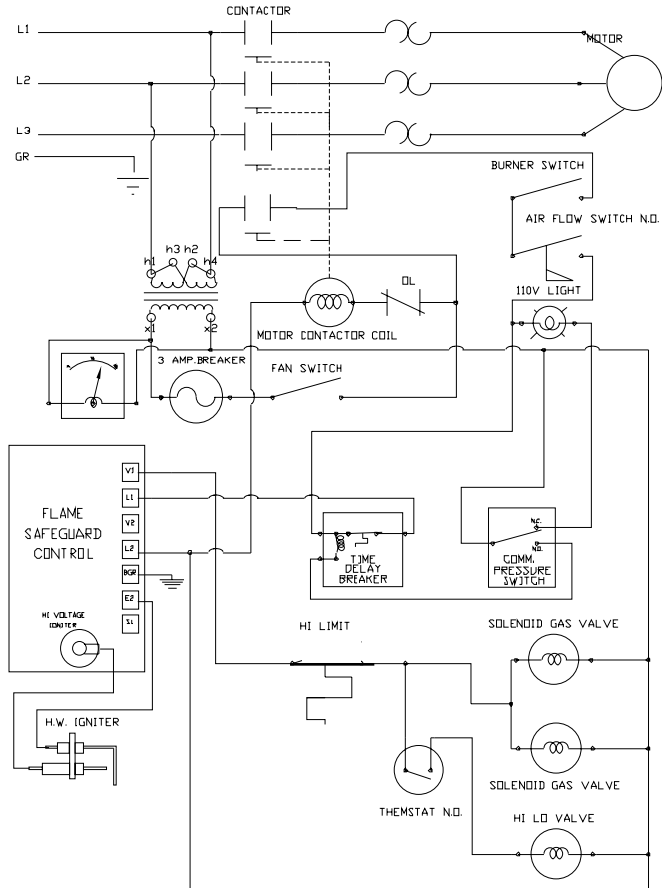
HEAT WAGON	MODEL 3050
DATE OF DRAWING 1998	FROM TO
3050243P	1992-CURR.

# 240 Volt 3 PH



NOTE:  
ALL 16 GA. STR. IEW 600V,  
UNLESS OTHERWISE SPECIFIED

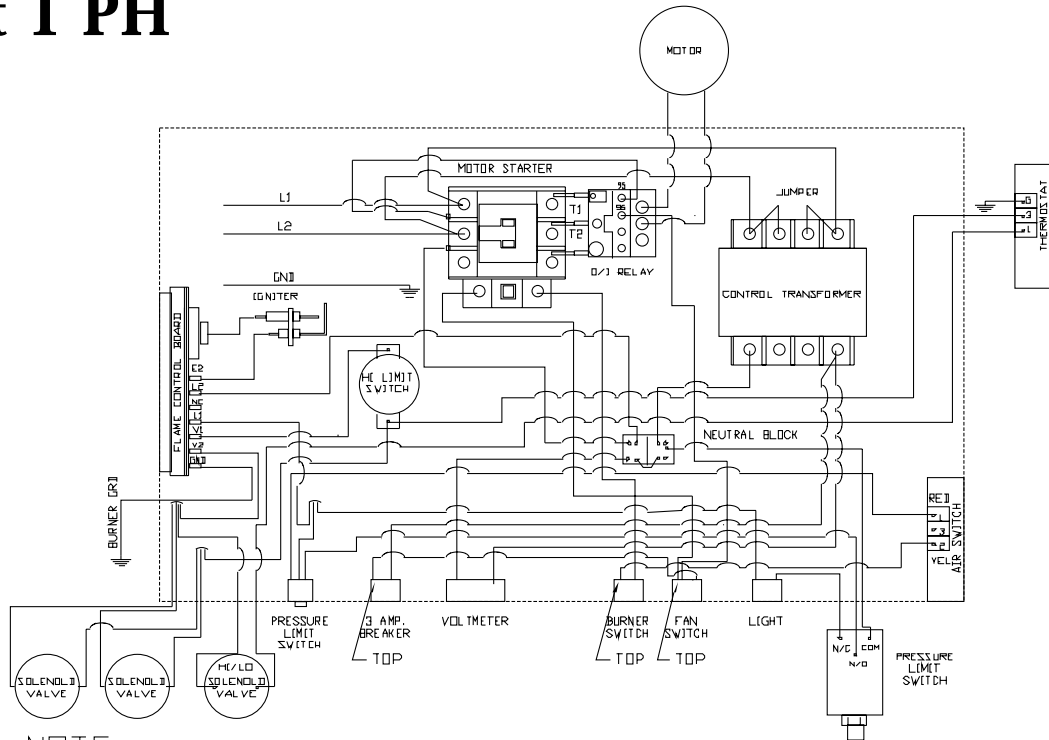
HEAT WAGON	MODEL 3050
DATE OF DRAWING 1998	FROM TO
3050CWD3	92 CURR.



HEAT WAGON	MODEL 3050
DATE OF DRAWING 1998	FROM TO
30502403	1992-CURR.

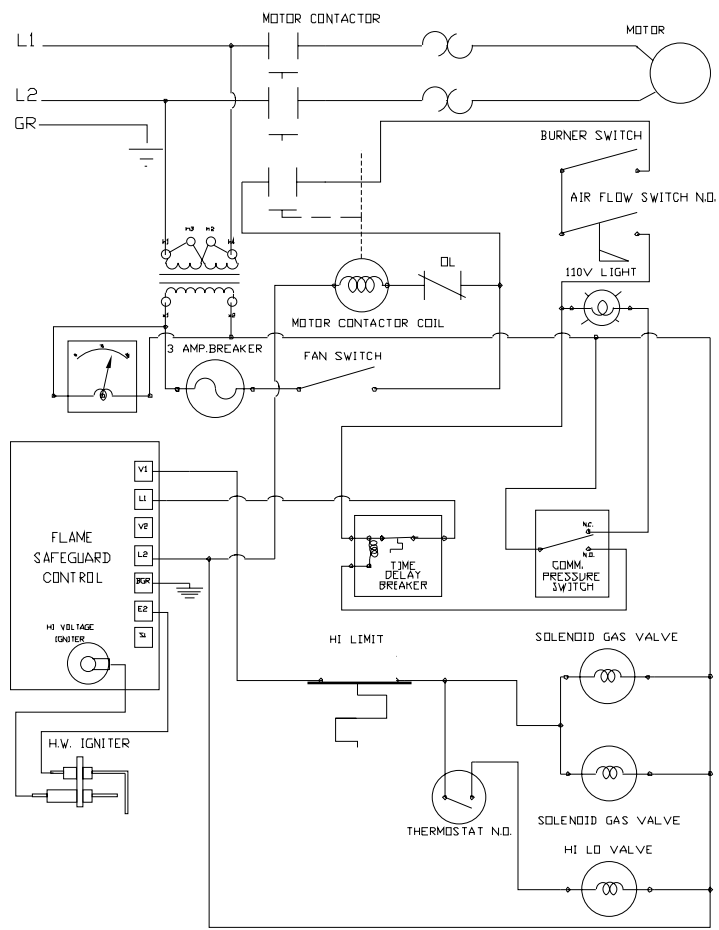


# 240 Volt 1 PH



NOTE:  
ALL 16 GA. STR. IEW 600V,  
UNLESS OTHERWISE SPECIFIED

HEAT WAGON	MODEL
DATE OF DRAWING	2730C
1998	FROM TO
2730CWD2	89 CURR.



HEAT WAGON	MODEL
DATE OF DRAWING	3050
1998	FROM TO
3050241P	1992-CURR

